


Configuration Type:
FANUC®/Fronius®

With
FANUC® robot



Explore
all views!



scan me



click



CompactLine

LCM iD-125

Dual Station Turntable

Designed with flexibility and productivity in mind

- Compact turntable with optional external drive axis
- Dual station design increases robot efficiency and cell productivity

Key Features

- Fully Integrated with FANUC® Robots
- Manual index table with a pneumatic impulse start to relieve the strain on employees
- Fronius® Welding Power Supply
- Solid Panel Safety Enclosure
- Common Platform Base minimizes installation/relocation time
- Engineered for high productivity/high duty cycle use

**High productivity
and flexibility**

**Reproducible
weld seam quality**

**Easy transportation and
installation (Plug & Play)**

**Highest security standards,
accepted worldwide**



LEWA Attendorn GmbH
Am Wassertor 5 · 57439 Attendorn · Germany
Fon +49 2722 66-0 · www.lewa-attendorn.com

LEWA Attendorn
EMPOWERING THE FUTURE

CONFIGURATION

ROBOT

FANUC® AM 100iD (R1,441mm/PL10kg)

WELDER

Fronius® TPS 320i (air-cooled)

PLATFORM AND ENCLOSURE

Platform, accessories and installation material,
Euchner® CEM service door interlock

POSITIONER – TURNTABLE

Turntable iD-125 (ImpulseDrive) BasePlate (Side A/B)

CONTROLS

Cabinet for safety-components and I/O-Hardware,
(H×W 800×600 mm), program sequence and safety via
robot control, external start button

COMMISSIONING

Commissioning and functional test before delivery

OPTIONS

WELDER

Fronius® TPS 400i (air-cooled)

Additional Options:

- Welding Package Pulse
- Fronius® Package "PushPull-System"
- Fronius® Package "CMT"

WELDING EQUIPMENT – TORCH MANAGEMENT

- Torch Cleaner
- Wire Cutter
- AutoTool by LEWA Attendorn

ARC-WELDING SENSORS

- FANUC® Touch-Sensing
- FANUC® Seam-Tracking
- Servo-Robot Fuji-Cam 2.0

TURNTABLE

ID2V-100H/V (2×ext. Robot-Axis)

CONTROLS

- Remote-diagnostics VPN Router (Mbconnect816-Router)

OPERATOR AREA

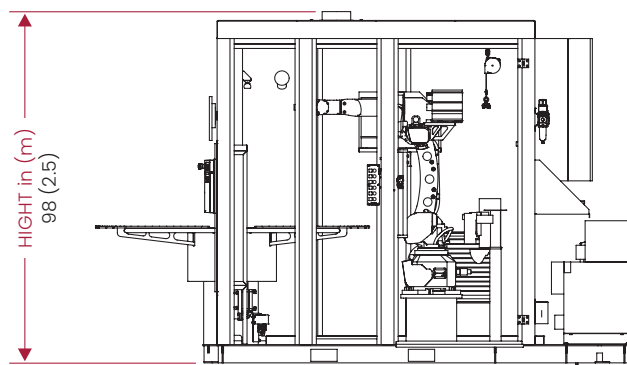
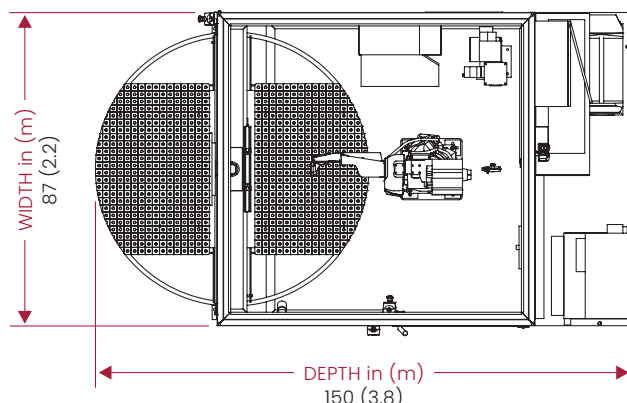
- Workplace lighting on the operator side
- Compressed air connection via quick release coupling at the operator's side

CompactLine


LCM iD-125

Dual Station Turntable


Configuration Type: FANUC®/Fronius®




AVAILABLE FIXTURE MOUNTINGS



Type 1



Type 2



Type 3

COMPREHENSIVE PROJECT MANAGEMENT

We not only offer cell solutions, but also comprehensive project management through to turnkey solutions. If required, we can provide you with training, process support, clamping fixtures and tooling.

DIMENSION

Footprint (D/W/H) in (m)	Working Tool Envelope in (m)	Number of Work Zones	Weight Capacity per Side - dep. on the type of fixt. mounting - lbs (kg)
150 (3.8) D / 87 (2.2) W / 98 (2.5) H	47 (1.2) × 31 (0.8)	2	Type 1: 276 (125) Type 2/3: 220 (100)

Please note: Subject to technical changes.



LEWA Attendorn GmbH
Am Wassertor 5 · 57439 Attendorn · Germany
Fon +49 27 22 66-0 · www.lewa-attendorn.com

LEWA Attendorn
EMPOWERING THE FUTURE